
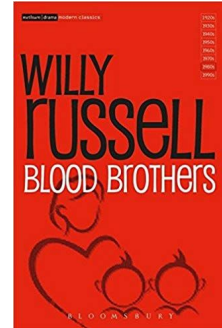



Subject Key Information

Subject & Exam board	Breakdown of course	Name of booklet and where it can be purchased (i.e school, Amazon)	Subject revision tips	Suggested revision website	Link to Subject Specification
Computing (OCR)	<ul style="list-style-type: none"> Unit 1 - Exam (50%) Unit 2 - Exam (50%) Unit 3 - NEA (0%) Support Unit 2 	<ul style="list-style-type: none"> CGP Computing OCR workbook and revision guide can be purchased from reception at a discounted price of £3. Purchase Revision cards by CGP from school reception. https://www.amazon.co.uk/GCSE-Computer-Science-Revision-Guide-ebook/dp/B071ZSWZMM/ref=sr_1_1?s=digital-text&ie=UTF8&qid=1510932715&sr=1-1&keywords=gcse+OCR+computing+revision+guide 	<ul style="list-style-type: none"> Practise past papers and hand to your teacher to mark. Collect (from TMP) and complete ZigZag revision guides. Purchase revision guide by CGP from school reception. Purchase Revision cards by CGP from school reception. Both can be bought for £7 as a bundle from reception. Attend catch up and revision sessions run by the department 	<ul style="list-style-type: none"> www.bbc.co.uk/education/subjects/zqmtsbk Craig 'n' Dave Youtube Channel https://www.youtube.com/playlist?list=PLCiOXwirraUAvkTPDWeeSqAKty3LAG37 https://www.senecalearning.com/ 	http://www.ocr.org.uk/Images/225975-specification-accredited-gcse-computer-science-j276.pdf
Combined Science and Separate Science OCR (Gateway)	<ul style="list-style-type: none"> 100% exam 6 papers for all students Paper 1 is units 1-3 biology Paper 2 is units 4-6 biology Paper 3 is units 1-3 chemistry Paper 4 is units 4-6 chemistry Paper 5 is units 1-4 physics Paper 6 is units 5-8 physics All papers assess the core practicals <p>There are higher and foundation tiers available for both combined and separate sciences.</p>	<p>Revision guides for all sciences available at the science prep room or in reception. Separate science @ £3 per book For combined science there is 1 book @ £6</p> <p>Students need to know if they are Higher or Foundation before purchasing a revision guide.</p>	<ul style="list-style-type: none"> Follow the specification so you know what you have covered and what is left Use the PLC checklists for each unit to identify what you remember Use educake for fast revision questions Use BBC Bitesize as a tool to recap content Seneca Learning is a great free tool to support your revision 	<p>www.educake.co.uk www.bbc.com/bitesize www.coolschoolscience.co.uk www.senecalearning.com</p>	<p>Combined science http://www.ocr.org.uk/qualifications/gcse-gateway-science-suite-combined-science-a-j250-from-2016/</p> <p>Separate science Biology Chemistry Physics</p>
Business Studies Pearson (BTEC)	<ul style="list-style-type: none"> Btec Tech Award Enterprise Component 1- Coursework Exploring Business Component 2- Coursework, Planning and pitching a business idea. Component 3- External examination in Promotion & Finance 	<ul style="list-style-type: none"> Revision Materials issued in school free of charge A range of practice exam tasks available on the google classroom Revision guide available for £4.75 	<ul style="list-style-type: none"> Complete your coursework to a good standard Seek regular feedback and act on comments given Maintain clear and concise class notes 	<ol style="list-style-type: none"> http://www.beebusinessbee.co.uk/ www.tutor2u.co.uk 	https://qualifications.pearson.com/content/dam/pdf/btec-technical-awards/enterprise/2017/specification-and-sample-assessments/BTEC_L12_TechAwd_Enterprise_Spec_Iss3.pdf

<p>English Language / English Literature</p> <p>AQA</p>	<p>AQA endorsed CGP guides; AQA produced guides; packs of past papers</p> <ul style="list-style-type: none"> - English Language workbooks revision pack (includes two workbooks) - English Literature revision guides - 'Jekyll and Hyde' - 'An Inspector Calls' - Power and Conflict poetry anthology - 'Romeo and Juliet' - Unseen poetry 	<p>Revision guides available from the main office: £5 for both workbooks</p> <p>Literature revision guides £3 each</p>	<ul style="list-style-type: none"> • Write clearly, precisely and accurately. • Develop your subject knowledge and exam technique by writing responses to questions from past exam papers. • Review the notes in your old books. • Use short, embedded quotations. Learn these using Mr Bruff's revision videos on YouTube • Remember that, in both English Language and English Literature, consistent performance is the key to success. 	<ul style="list-style-type: none"> • http://www.bbc.co.uk/education/subjects/zr9d7ty • http://www.bbc.co.uk/education/subjects/zckw2hv • http://www.sparknotes.com/?scriybrkr=b57d21a7 	<ul style="list-style-type: none"> • http://filestore.aqa.org.uk/resources/english/specifications/AQA-8700-SP-2015.PDF (English Language) • http://filestore.aqa.org.uk/resources/english/specifications/AQA-8702-SP-2015.PDF (English Literature)
<p>GCSE PE</p> <p>AQA</p>	<p><u>Written exams:</u></p> <p>Paper 1: The human body and movement in physical activity and sport 1 hour 15 minutes • 78 marks • 30% of GCSE</p> <p>Questions:</p> <ul style="list-style-type: none"> • Applied anatomy and physiology • Movement analysis • Physical training • A mixture of multiple choice/objective test questions, • short answer questions and extended answer questions. <p>Paper 2: Socio-cultural influences and well-being in physical activity and sport. 1 hour 15 minutes • 78 marks • 30% of GCSE</p> <p>Questions •</p> <p>Questions:</p> <ul style="list-style-type: none"> • Sports psychology • Socio-cultural influences • Health, fitness and well-being • A mixture of multiple choice/objective test questions, short answer questions and extended answer questions. <p>Controlled assessment -40% of GCSE :</p> <p>Students will be assessed in a range of practical activities, this will be during their core PE lessons(one in a team activity, one in an individual activity and a third in either). The strongest three marks will make up 30% of the final grade. Students will also be required to carry out an analysis & evaluation of performance in one of their chosen practical activities. This will count for 10% of their final grade.</p>	<p>AQA revision guide - available from PE revision guide a available from the PE office. - £2.50</p> <p>AQA Revision workbook £2.50</p> <p>Mindmap topics of whole course £5</p> <p>Exam packs all students have these and are to be used in and out of lessons.</p>	<ol style="list-style-type: none"> 1. Use the topic checklist that is on your google classroom to help plan where to start your revision. 2. Use your exam packs to practise exam papers alongside the mark schemes. 	<ol style="list-style-type: none"> 1. BBC Bitesize 2. The GCSE PE twitter page - @BiddenhamGCSEP E 3. https://www.senecalearning.com/ 	<p>http://filestore.aqa.org.uk/resources/pe/specifications/AQA-8582-SP-2016.PDF</p>

<p>Religious Studies</p> <p>AQA</p>	<p>AQA GCSE Religious Studies A Revision Guide; Oxford.</p> <p>RRP £9.99</p>	<p>RS Department (£6.50) (<i>Whilst stocks last</i>) available from RS Office in R Block lunch and break times</p> <p>Available on Amazon (£9.99) https://www.amazon.co.uk/AQA-GCSE-Religious-Studies-Christianity/dp/0198422830/ref=pd_lpo_sbs_14_t_0?encoding=UTF8&psc=1&refRID=T1C9E76DQENZJSNF9NX2</p> <p>Available from December - Exam Question workbook. £3.50</p>	<ol style="list-style-type: none"> 1. Use the PLCs on the Google Classroom to check current knowledge and understanding (also in revision guide). 2. Make mind maps and revision notes for key topics. 3. Use the key word lists on the Google Classroom to make 'key word' cards to help you remember them 4. Use the practice questions on Kerboodle and in the text book and revision guides to practice applying knowledge 		<p>http://www.aqa.org.uk/subjects/religious-studies/gcse/religious-studies-a-8062</p>
<p>Dance</p> <p>AQA</p>	<p><u>Written Paper – 1 hour 30 minutes. – 40% of GCSE</u></p> <ul style="list-style-type: none"> • Anthology of 8 works • Theory of choreography and performance • Critically appreciate their own work. • Exam questions range from short answer questions to extended answers <p><u>Performance – 30% of GCSE</u></p> <p>Set Phrases. (Breathe & Flux)</p> <p>Practical exam - 20 seconds each. Students will be assessed on their performance skills</p> <p>Performance in a Duo/Trio</p> <p>Practical exam -lasting approximately three and half minutes. The dance is choreographed by the teacher in collaboration with the students. Students will be assessed on their performance skills & <u>safe practice</u></p> <p><u>Choreography -30% of GCSE</u></p> <p>Solo or group choreography</p> <p>Practical exam</p> <p>The students create a solo dance lasting two to two and half minutes OR a group dance (2-5 dancers) lasting three to three and a half minutes in response to an outline stimulus created by the exam board.</p>	<p>Dance Department revision guides/ exam packs issued by the school -FREE (replacement charge for lost copies)</p> <p>Dance Folder (these will be taken home before exam leave)</p> <p>Artspool e-learning hub - you will be provided with a log in</p>	<ol style="list-style-type: none"> 1. Attend any revision sessions you are invited to 2. Complete the exam questions at home and bring them in for feedback 3. Look after your revision guides and use them to self check your answers 4. Remember to do some practice under exam conditions - timed questions without the resource packs 5. Google classroom is full of links to the professional works - don't forget to watch them 6. Use the 'assess' tab on the AQA Dance website to see practice papers and mark schemes 	<p>https://arts-pool.co.uk/e-learning/</p>	<p>http://www.aqa.org.uk/subjects/dance/gcse/dance-8236</p>

<p>Drama AQA</p>	<p>Exam packs issued by the school -FREE (replacement charge for lost copies) Can access revision materials via Google Classroom.</p> <p>Drama Folder (these will be taken home before exam leave)</p> <p>Component 1: Understanding Drama (40%) Written Exam</p> <p>Component 2: Devising Drama (40%) Practical and Devising Log</p> <p>Component 3: Tests in Practice (20%) Practical</p>	<p>Drama Department AQA Approved textbook: https://www.amazon.co.uk/AQA-GCSE-Drama-Annie-Fox/dp/1911208217/ref=sr_1_1?ie=UTF8&qid=1524137603&sr=8-1&keywords=aqa+drama</p>  <p>Blood Brothers section can be accessed online. https://www.illuminatepublishing.com/index.php?main_page=product_info&products_id=144</p> <p>Set Text: Blood Brothers</p>  <p>https://www.amazon.co.uk/Blood-Brothers-Methuen-Modern-Classics/dp/0413767701/ref=sr_1_1?keywords=BLOOD+BROTHERS&qid=1574760259&sr=8-1</p>	<ol style="list-style-type: none"> 1. Attend any revision/practical sessions you are invited to 2. Complete the exam questions at home and bring them in for feedback 3. Look after your revision guides and use them to self check your answers 4. Remember to do some practice under exam conditions - timed questions without the resource packs or guide 5. Google classroom is full of resources for Live Theatre and Blood Brothers 6. Use the 'assess' tab on the AQA Drama website to see practice papers and mark schemes 	<p>https://www.bbc.co.uk/bitesize/subjects/zbckjxs</p> <p>https://www.nationaltheatre.org.uk/</p>	<p>http://www.aqa.org.uk/subjects/drama/gcse/drama-8261</p>
<p>Design & Technology Pearson (Edexcel)</p>	<p>★ Component 1 Written examination: 1hour 45minutes 50% of the qualification - 100 marks</p> <p>2 sections (both in the same paper)</p> <ul style="list-style-type: none"> ● Section A - Core ● Section B - Timbers (this is the unit chosen by all students from a list of other materials) <p>★ Component 2 Non-examined assessment (Coursework) 50% of the qualification - 100 marks</p>	<p>DT DEPT</p> <p>Revision guide available from DT department:</p> <ul style="list-style-type: none"> ● £6 in colour ● £3.50 in black and white ● <p>Also available on Amazon: https://www.amazon.co.uk/Edexcel-GCSE-Design-Technology-Student/dp/1292184582</p>	<ul style="list-style-type: none"> ● Complete your controlled assessment to the best possible standard (This is worth 50%) ● Complete a key term/ word list glossary ● Use the topic checklist to complete a subject audit to identify your areas of weakness ● Re visit the practice exam questions homeworks you have been set this year ● Complete practice papers and either mark them yourself using the mark scheme or ask Mr Ray for feedback. ● Buy a revision guide 	<p>technologystudent.com MrDT.com bbc bitesize</p> <p>Google classroom Past exam papers and mark schemes: tps://qualifications.pearson.com/en/qualifications/edexcel-gcse/design-and-technology-2017.coursematerials.html#filterQuery=category:Pearson-UK:Category%2FSpecification-and-sample-assessments</p>	<p>Specification: https://qualifications.pearson.com/content/dam/pdf/GCSE/design-and-technology/2017/specification-and-sample-assessments/Specification-GCSE-L1-L2-in-Design-and-Technology.pdf</p>

		 <p>Edexcel GCSE (9-1) Design and Technology Student Book (Edexcel GCSE Design and Technology (9-1)) Paperback – 9 Aug 2017</p>	<ul style="list-style-type: none"> Practice redesign drawing/annotation questions 		
Graphics AQA	<ul style="list-style-type: none"> ★ AQA Art and Design ★ 60% Coursework - component 1 ★ 40% Externally Set Assignment.- component 1 		<ul style="list-style-type: none"> Complete all classwork tasks & extend or finish these tasks outside of lessons. Complete all homework tasks to the best of your ability. Cover the full range of Assessment Objectives i.e. AO1 (Develop) AO2 (Refine) AO3 (Record) AO4 (Present). Attend the weekly Art Club each Monday after school. Ask questions to enable you to benefit from this one to one feedback Complete Practise Exam by Christmas Holiday 	<p>Google classroom</p> <p>Useful sites for designer and Artist Analysis:</p> <p>http://www.artnet.com/</p> <p>https://www.studentartguide.com/</p> <p>https://mrprintables.com/3d-alphabet-templates.html</p> <p>https://www.youtube.com/watch?v=sByzHoiYFX0</p> <p>http://www.designishistory.com/</p>	<p>Specification:</p> <p>http://filestore.aqa.org.uk/resources/art-and-design/specifications/AQA-ART-GCSE-SP-2016.PDF</p>
Geography Pearson (Edexcel)	<p>Edexcel Geography GCSE A</p> <ul style="list-style-type: none"> - Component 1 The Physical Environment that is topics 1, 2 and 3. - Component 2 - The Human Environment that is topics, 4, 5 and 6. - Component 3 -Geographical Investigations - fieldwork <p>And UK Challenges. This is taught via visits to Sheringham & Birmingham.</p>	<p>See Geography Department for exam based revision guide £2.50</p>	<ul style="list-style-type: none"> - Purchase the revision guide - Use your textbooks from last year to revise - Practice papers available on the google classroom - Attend Wednesday lunchtime/after school sessions with Miss Roberts in R14 - Use Geography revision websites 	<p>Tutor 2 u</p> <p>Bitesize</p> <p>Revision World</p> <p>S-cool</p>	<p>https://qualifications.pearson.com/en/qualifications/edexcel-gcse/geography-a-2016.html</p>

<p>Music</p> <p>WJEC (Eduqas)</p>	<p>Eduqas GCSE Music</p> <p>30 % Performance (15% solo performance, 15% ensemble performance)</p> <p>15% Free Composition</p> <p>15% Composition to a brief set by Eduqas in year 11</p> <p>40% Listening Exam</p>	<p>https://www.illuminatepublishing.com/index.php?main_page=product_info&products_id=170</p> <p>http://www.rhinegoldeducation.co.uk/product/wjeceduqas-gcse-music-revision-guide/</p>	<ul style="list-style-type: none"> - Use the GCSE Music Google Classroom, it is an online revision guide - Use MusicFirst (logins will be given on Friday 22nd November) - Always revise using MAD TSHIRT - Memorise key MAD TSHIRT words for horror film, a chase scene, love scene and suspense - Make sure you know all key facts about set works, it's worth at least 25 marks! - Keep attending instrumental lessons. - 4 sharps and flats key signatures! - FINISH YOUR COMPOSITIONS BY CHRISTMAS! 	<p>BBC Bitesize MusicFirst practice listening questions</p> <p>Revision videos. (This is for OCR so leave out the world music. we don't do world music) Ignore the titles of each area of study too. ours are different but the content is the same</p> <p>Cadences, tonality, melody, harmony and texture revision</p>	<p>http://www.eduqas.co.uk/qualifications/music/gcse/wjec-eduqas-gcse-music-spec-from-2016.pdf?language_id=1&dotcache=no&dotcache=refresh</p>
<p>Maths</p> <p>AQA</p>	<p>AQA revision guide - £3</p> <p>AQA past exams questions workbook £3</p>	<p>Available in reception.</p>		<p>www.mymaths.co.uk</p> <p>www.kerboodle.com</p>	<p>http://www.aqa.org.uk/subjects/mathematics/gcse/mathematics-8300</p>
<p>H&SC</p> <p>OCR (Cambridge National)</p>	<p>R021- Written Exam paper Essential values of care for use with individuals in care settings</p> <p>R022- Coursework Communicating and working with individuals in health, social care and early years settings</p> <p>R027- Coursework Creative activities to support individuals in health, social care and early years settings</p> <p>R031- Coursework Using basic first aid procedures</p>	<p>School resources will be given to all students.</p>	<ul style="list-style-type: none"> - Take accurate class notes - Use the writing structures given - Ensure use of HSC settings and examples are used throughout your coursework units. - Produce revision materials for the exam unit 	<p>Google classroom has revision slides and resources</p>	<p>https://www.ocr.org.uk/Images/82369-specification.pdf</p>

<p>Spanish (AQA)</p>	<p>Exams are in four skills - listening, speaking, reading and writing. Writing also has a translation element.</p> <p>Paper 1 - Listening (25%) Section A in English Section B in Spanish</p> <p>Paper 2 - Speaking (25%) Role play Photo card Conversation</p> <p>Paper 3 - Reading (25%) Section A in English Section B in Spanish Section C translation</p> <p>Paper 4 - Writing (25%) Exam differs depending on the tier.</p>	<ul style="list-style-type: none"> ● Lonsdale The Essentials of GCSE Spanish - Available from Amazon, eBay, WHS Smith and sometimes charity shops. ● CGP GCSE Spanish - Complete Revision and Practice - Possibility of purchasing the CGP guide through the department (Reception). ● PiXL independence booklets & other resources. ● Collins Revision packs - given by the department. ● AQA and Kerboodle extra reading and listening past paper packs will be issued after Easter. ● Additional study resources supplied by MFL department. 	<ol style="list-style-type: none"> 1. Use your book. 2. Learn your vocabulary 3. Practice your grammar at home 4. Create your own flashcards 5. Do mind maps 6. Learn large passages off heart 7. Access language websites 8. Listen to podcasts 9. Use Memrise & other apps 10. Study with a buddy <p>For exam practice, please see these top tips: https://docs.google.com/document/d/1HF_LkRzDtiiC-V81by0rOPtrCEMBCI5JzNIRPXg0aDI/edit</p> <p>And, of course: Complete all classwork tasks and extend or finish these tasks outside of lessons. Complete all homework tasks to best of your ability. Use the PLC checklists for each unit to identify what you remember and what you need to revise. Attend revision sessions.</p>	<p>www.kerboodle.com</p> <p>www.languagesonline.org.uk</p> <p>https://www.memrise.com/home/</p> <p>https://www.bbc.co.uk/bitesize/examspecs/z4yyjhv</p> <p>https://collins.co.uk/pages/revision-collins-gcse-revision-download-free-exam-papers-resources</p> <p>https://collins.co.uk/pages/revision-gcse-ages-14-16-collins-gcse-revision-and-practice-flashcards</p>	<p>http://filestore.aqa.org.uk/resources/spanish/specifications/AQA-8698-SP-2016.PDF</p>
<p>French (AQA)</p>	<p>Exams are in four skills - listening, speaking, reading and writing. Writing also has a translation element.</p> <p>Paper 1 - Listening (25%) Section A in English Section B in Spanish</p> <p>Paper 2 - Speaking (25%) Role play Photo card Conversation</p> <p>Paper 3 - Reading (25%) Section A in English Section B in Spanish Section C translation</p> <p>Paper 4 - Writing (25%) Exam differs depending on the tier.</p>	<ul style="list-style-type: none"> ● Lonsdale The Essentials of GCSE French - Available from Amazon, eBay, WHS Smith and sometimes charity shops. ● CGP GCSE French - Complete Revision and Practice - Possibility of purchasing the CGP guide through the department (Reception). ● PiXL independence booklets & other resources. ● Collins Revision packs - given by the department. ● AQA and Kerboodle extra reading and listening past paper packs will be issued after Easter. ● Additional study resources supplied by MFL department. 	<ol style="list-style-type: none"> 1. Use your book. 2. Learn your vocabulary 3. Practice your grammar at home 4. Create your own flashcards 5. Do mind maps 6. Learn large passages off heart 7. Access language websites 8. Listen to podcasts 9. Use Memrise & other apps 10. Study with a buddy <p>For exam practice, please see these top tips: https://docs.google.com/document/d/1HF_LkRzDtiiC-V81by0rOPtrCEMBCI5JzNIRPXg0aDI/edit</p> <p>And, of course: Complete all classwork tasks and extend or finish these tasks outside of lessons. Complete all homework tasks to best of your ability. Use the PLC checklists for each unit to identify what you remember and what you need to revise. Attend revision sessions.</p>	<p>www.kerboodle.com</p> <p>www.languagesonline.org.uk</p> <p>https://www.memrise.com/home/</p> <p>https://www.bbc.co.uk/bitesize/examspecs/zr8bmfr</p> <p>https://collins.co.uk/pages/revision-collins-gcse-revision-download-free-exam-papers-resources</p> <p>https://collins.co.uk/pages/revision-gcse-ages-14-16-collins-gcse-revision-and-practice-flashcards</p>	<p>https://filestore.aqa.org.uk/resources/french/specifications/AQA-8658-SP-2016.PDF</p>

<p>German (AQA)</p>	<p>Exams are in four skills - listening, speaking, reading and writing. Writing also has a translation element.</p> <p>Paper 1 - Listening (25%) Section A in English Section B in Spanish</p> <p>Paper 2 - Speaking (25%) Role play Photo card Conversation</p> <p>Paper 3 - Reading (25%) Section A in English Section B in Spanish Section C translation</p> <p>Paper 4 - Writing (25%) Exam differs depending on the tier.</p>	<ul style="list-style-type: none"> • Lonsdale The Essentials of GCSE German - Available from Amazon, eBay, WHS Smith and sometimes charity shops. • CGP GCSE German - Complete Revision and Practice - Possibility of purchasing the CGP guide through the department (Reception). • PiXL independence booklets & other resources. • Collins Revision packs - given by the department. • AQA and Kerboodle extra reading and listening past paper packs will be issued after Easter. • Additional study resources supplied by MFL department. 	<ol style="list-style-type: none"> 1. Use your book. 2. Learn your vocabulary 3. Practice your grammar at home 4. Create your own flashcards 5. Do mind maps 6. Learn large passages off heart 7. Access language websites 8. Listen to podcasts 9. Use Memrise & other apps 10. Study with a buddy <p>For exam practice, please see these top tips: https://docs.google.com/document/d/1HF_LkRzDtIic-V81by0rOPtrCEMBCI5JzNIRPXg0aDI/edit</p> <p>And, of course: Complete all classwork tasks and extend or finish these tasks outside of lessons. Complete all homework tasks to best of your ability. Use the PLC checklists for each unit to identify what you remember and what you need to revise. Attend revision sessions.</p>	<p>www.kerboodle.com</p> <p>www.languagesonline.org.uk</p> <p>https://www.memrise.com/home/</p> <p>https://www.bbc.co.uk/bitesize/subjects/z8j2tfr</p> <p>https://collins.co.uk/pages/revision-collins-gcse-revision-download-free-exam-papers-resources</p> <p>https://collins.co.uk/pages/revision-gcse-ages-14-16-collins-gcse-revision-and-practice-flashcards</p>	<p>http://filestore.aqa.org.uk/resources/german/specifications/AQA-8668-SP-2016.PDF</p>
<p>Art AQA</p>	<p>AQA Art and Design</p> <p>60% Coursework -component 1</p> <p>40% Externally Set Assignment.-component 1</p>		<ul style="list-style-type: none"> • Complete all classwork tasks & extend or finish these tasks outside of lessons. • Complete all homework tasks to best of your ability. • Cover the full range of Assessment Objectives i.e. AO1 (Develop) AO2 (Refine) AO3 (Record) AO4 (Present). • Attend the weekly Art Club each _____ after school. • Ask questions to enable you to benefit from this one to one feedback 	<p>See the AQA Art web site.</p> <p>http://www.artnet.com/</p> <p>https://www.studentartguide.com/</p> <p>http://www.designishistory.com/</p>	<p>Specification: http://filestore.aqa.org.uk/resources/art-and-design/specifications/AQA-ART-GCSE-SP-2016.PDF</p>

<p>Food Preparation and Nutrition</p> <p>WJEC (Eduqas)</p>	<p>Eduqas GCSE Food Preparation and Nutrition: Revision Guide by Jayne Hill Paperback £12.99</p> <p>Coursework Task 1 Investigation into functions and properties of food Task 2 Creating dishes to a brief set by the exam board</p> <p>Final written exam</p>	<p>Amazon https://www.amazon.co.uk/Eduqas-GCSE-Food-Preparation-Nutrition/dp/1908682876/ref=sr_1_3?ie=UTF8&qid=1524139649&sr=8-3&keywords=food+preparation+and+nutrition+revision+guide</p> <p>The school has the textbook available online, use the link and passwords below www.illuminate.digital/eduqasfood</p> <p>Student Username: SBIDD4 Student Password: STUDENT4</p>	<ul style="list-style-type: none"> • Use the information which will be put onto Google classroom weekly once the controlled assessment is completed. • Complete all homework tasks in detail especially the exam question papers • Complete both controlled assessments using the guide booklet (on google classroom) to gain as high a mark as possible. • Read a chapter of the online textbook at least every week , use the quizzes and exam questions to check knowledge http://www.illuminate.digital/eduqasfood/ passwords in classroom 	<p>Food a fact of life website is great for nutrition and food science http://www.foodafactoflife.org.uk/</p> <p>Nutrition.org is also very good https://www.nutrition.org.uk/</p>	<p>http://www.eduqas.co.uk/qualifications/food-preparation-and-nutrition/eduqas-gcse-food-preparation-nutrition-spec-from-2016.pdf?language_id=1&dotcache=no&dotcache=refresh</p>
<p>History</p> <p>Pearson (Edexcel)</p>	<p>Edexcel 9-1 History</p> <p>Paper 1: Medicine in Britain, c1250-present <i>and</i> The British sector of the Western Front, 1914-18: injuries, treatment and the trenches 30% (10% Section A: Historic Environment - The British sector of the Western Front, 1914-18; injuries, treatment and the trenches; 20% Medicine in Britain, c125-present)</p> <p>Paper 2: Superpower Relations and the Cold War, 1941-91 and Early Elizabethan England 1558-88 40% (20% Superpower Relations and the Cold War, 1941-91; 20% Early Elizabethan England, 1558-88)</p> <p>Paper 3: The USA: 1954-1975, conflict at home and abroad 30%</p>	<p>Recommended revision guides are available for purchase from Reception at a discounted price or from Amazon - we suggest the Pearson ones.</p> <p>Early Elizabethan England, 1558-1580 Price: £5.81 ISBN: 978-1292169712 Amazon: https://www.amazon.co.uk/Edexcel-History-Elizabethan-Revision-Workbook/dp/1292169710/ref=sr_1_6?ie=UTF8&qid=1494269735&sr=8-6&keywords=edexcel+9-1+history+revision</p> <p>Superpower Relations and the Cold War, 1941-91 Price: £5.81 ISBN: 978-1292169750 Amazon: https://www.amazon.co.uk/Edexcel-Superpower-Relations-Revision-Workbook/dp/1292169753/ref=sr_1_3?ie=UTF8&qid=1494269735&sr=8-3&keywords=edexcel+9-1+history+revision</p> <p>Medicine in Britain c1250-present Price: £5.81 ISBN: 978-1292169729 Amazon: https://www.amazon.co.uk/Edexcel-History-Medicine-Revision-Workbook/dp/1292169729/r</p>	<p>Top Tips</p> <ul style="list-style-type: none"> • Attend catch-up sessions, dates and times are on the revision calendar - this was posted on each Google Classroom • Use SRS like Anki or Quizlet to help with revision • Complete your Cornell Note summaries at the end of each lesson • Study in 20 minute chunks, alternating between the different exam units • Use the PiXL app to do quick revision • Use the HA Student Zone to find podcasts and articles. • Use the Seneca and Khan Academy material you have been sent the links to 	<p>BBC Bitesize for Cold War (Paper 2) and Vietnam (Paper 3): https://www.bbc.co.uk/education/topics/zwbysg8</p> <p>Elizabeth: https://www.bbc.co.uk/education/topics/z29rbk7</p> <p>Generic history revision: http://spartacus-educational.com/</p> <p>Historical Association Student Zone has a lot of information, here is just a sample - Elizabeth revision podcast, Cold War revision sheet, medicine and USA sources.</p> <p>You will need to login using the information below: Username: 38473 Password: bidstudents18 https://www.history.org.uk/student/categories/14-16</p> <p>PiXL History App If you have forgotten your login ask your teacher!</p>	<p>https://qualifications.pearson.com/content/dam/pdf/GCSE/History/2016/specification-and-sample-assessments/9781446925867_GCSE2016_L12_History_Web.pdf</p>

		<p>ef=sr_1_1?ie=UTF8&qid=1494269735&sr=8-1&keywords=edexcel+9-1+history+revision</p> <p>USA: Conflicts at Home and Abroad, 1954-1975 Price: £5.99 ISBN: 978-1292169767 Amazon:https://www.amazon.co.uk/REVISE-Edexcel-History-Revision-Workbook/dp/1292169761/ref=pd_sim_14_7?encoding=UTF8&psc=1&refRID=0ZCFMD8RNZ13SW33SC2R</p>			
Textiles AQA	AQA Art and design (textiles design) 60% coursework -component 1 40% externally set task.-component 1		<ul style="list-style-type: none"> Follow the weekly preparation schedule given out by RM Complete all homework tasks to the best of your ability to prepare for the practical examination. Attend the weekly Textiles Club each----- after school. Cover the full range of Assessment Objectives i.e. AO1 (Develop) AO2 (Refine) AO3 (Record) AO4 (Present). in your prep book. 	<p>Google classroom</p> <p>http://www.artnet.com/</p> <p>https://www.studentartguide.com/</p> <p>http://www.designishistory.com/</p>	<p>Specification:</p> <p>http://filestore.aqa.org.uk/resources/art-and-design/specifications/AQA-ART-GCSE-SP-2016.PDF</p>
ICT (DIT) Pearson (BTEC)	<p>Component 1 Coursework unit - 30% Component 2 Coursework Unit - 30% Component 3 Exam Unit 40%</p>	<p>Revision guide for component 3 can be purchased from reception for £4.50 or from Amazon</p> <p>https://www.amazon.co.uk/Award-Digital-Information-Technology-Student/dp/1292208376</p>	<ul style="list-style-type: none"> Use the revision guide to revise topics. Complete workbooks given in class Attend catch up and revision sessions run by the department 	<ul style="list-style-type: none"> https://www.senecalearning.com/ - some of the topics overlap with computer science https://www.knowitallninja.com/ (Paid for resource) Quizlet.com 	<ul style="list-style-type: none"> https://qualifications.pearson.com/content/dam/pdf/btec-tec-awards/information-technology/2017/specification-and-sample-assessments/Spec-BTEC-L1-2TECHAWD-DIT.pdf