



The Biddenham 'Be Awesome' Get Ready for GCSE Diploma



What is Biddenham 'Be Awesome' Get Ready for GCSE Diploma?

The Y8 Be Awesome, 'Get Ready' for GCSE Biddenham' Diploma is an award that you will gain by completing a range of activities. It will allow you to:

- Introduction to prepare yourself for the smooth transition to studying GCSEs;
- gain new **academic** and **wellbeing knowledge** to transition back into school and further your studies
- **begin to further develop skills** such as time management, planning and research;
- demonstrate **creativity, independence and resilience**;
- **Help Biddenham staff learn about you**, how you learn, your interests and thus help us to help support you in the successful selection of GCSE subjects

What you need to do to achieve the Diploma:

In order to achieve this award, you will need to complete:

- | | | |
|---|------------------------------|--|
| ❖ | For Bronze Diploma: | Complete the 3 core activities plus 2 elective activities from any subject |
| ❖ | For Silver Diploma: | Complete the 3 core activities plus 4 elective activities from any subject |
| ❖ | For Gold Diploma: | Complete the 3 core activities plus 6 elective activities from any subject |
| ❖ | For Platinum Diploma: | Complete the 3 core activities plus 8 elective activities from any subject and the platinum elective |

How do you record your work?

Please create an '**I'm Awesome, Get Ready for GCSE folder**' (this could be electronic or a hardcopy as a scrapbook), you should:

- Include photos, videos, written notes
- Submit weekly to your PBL classroom (if done by hand photos of work to be submitted and the hard copies brought in on our return)

Resources you need to complete the task set

- Your chromebook
- Your Project Based Learning classroom
- Resource pack
- Instruction Video
- [Unifrog login](#) (username is your school email address, if you have forgotten click forgotten password)



You need to complete **all 3** of these core activities to achieve the award. Use your resource pack to help support your work.
Make sure you put all the evidence in your **'I'm Awesome, I'm Ready' folder** and submit it to your PBL classroom.

Core Activities

Google Classroom GCSE transition work

Using the information [here](#) make notes on what you think is important when starting the GCSE.



To gain a deeper understanding of GCSE subjects select the subjects you find interesting and find out more about them.
[Subject not featured?](#)

** explore other [career options](#) here

Character (LORIC) and Study skills

Using the [booklet attached](#)

- Identify and read about what the LOR stands for in the abbreviation LORIC.
- Show understanding of what the skills are.
- Complete at least 3 of the activities (pages 9-11).
- Make notes about how the skill will support you as you progress on your GCSE learning journey.



(You will study IC in 'Be Awesome 'Get Ready' Diploma (part 2) released in July.



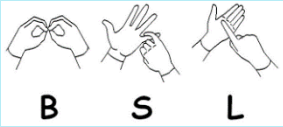


Unifrog

Complete the personality quiz and interests profile on [unifrog](#).
Complete the GCSE choices, choices, choices session on unifrog.
You will be using the suggestions from these tasks to help you with your exercises in your next diploma (part 2).









Elective Units

<p>TES' top 100 books to read before you leave secondary school, as voted by teachers Record how many in the list below you have read, and then read between 5 and 10 others from the list. Review the new books you have read in your Record of Achievement!</p> <p>Challenge: Read the article from the British Library and summarise what you learnt about the importance of journeys in children's books.</p>	<p>Sign up and complete this lovely course Happy Life Academy Course .</p> <p>Upload photos to your e-portfolio following the advice from the course. For example, one of the sections is about nutrition so you could upload photos of healthy recipes / healthy dishes you have cooked</p>	<p>Ever wanted to learn Spanish? Write some notes in English about the following things: its population, interesting facts, its capital city and main cities, important tourist attractions and monuments, typical food, a famous festival, a famous person. Or use duolingo and learn some basic Spanish</p> <p>upload your video</p> 	<p>Share your feelings: use this interactive resource to write about your feelings so you can feel better. Alternatively you can try other games on here and note down in your portfolio what you selected and why.</p> <p>Or</p> <p>Using this Harvard podcast listen , and write down key findings and anything you will take forwards with you for future studies/ life skills</p>
<p>Complete the learning and exercise on the 'Get Body Smart' website here.</p> <p>Good for anyone looking to study Biology or Physiology in the future</p> 	<p>Complete at least 4 of the Science and 4 of the Engineering challenges on the James Dyson Foundation Challenge site. Take photos and write up notes for your Record of Achievement portfolio.</p>	<p>Determination: Learn how to communicate a sentence in sign language. Video this.</p> 	<p>Introducing the life skill of money. 5 simple tasks relating to money to get you thinking about budgeting, borrowing, key terms and bank statements. Complete the activities and make a note of what you have learnt.</p> <p>Money.... Activity </p>
<p>Maths: Have a go at some of the GCSE/A level Maths problems from Brunel University in your Record of Achievement:</p>	<p>Using the attached sheet attempt as many stay at home tasks add photos/notes to your e portfolio</p>	<p>Work your way through all 8 chapters of 'Big History Project' and complete all the end of chapter quizzes.</p>	<p>Fitness: Go past the subscribe button to the free activities and do some of these exercises or some yoga! Run by our wonderful NHS!</p>
<p>'idea' Site: Try to get both Bronze and Silver badges on this site. You will need to sign in.</p>	<p>Minecraft: Complete some of the Educational games on this site and</p> 	<p>The Kids Should See This: Watch some of these videos that relate to your future learning and record</p>	<p>National Theatre: Watch at least one of the productions.</p>



	record in your Record of Achievement.	what you've learnt in your Record of Achievement.	Write a review in pictures or words. 
<p>Art: Create a mood board on the topic of <i>water</i> or <i>nature</i> or <i>fantasy</i>. It can include any visual response to the topic including artists work, images, colour, patterns, words associated and any other ideas. It can be a physical or electronic version and the final product should be photographed or linked to your Record of Achievement.</p>	<p>Films: Record how many films on the film list you have seen and then watch between 5 and 10 more, at least, from the list. Review the new films you have watched in your Record of Achievement. Use the sheet to help you.</p> 	<p>Geography: Watch and make notes on 5 -10 of these Geographical Association Micro-lectures. Record these notes in your Record of Achievement.</p> <p>Use the note taking table to help you make the most effective notes.</p>	<p>Open Elective: Do your own project using the Universal Project guide. This is the first step on the guide, and overall you'd need to spend at least 10 hours on this. Think about something you are personally interested in OR something that you know you need to know more about. It could be about anything!</p>
<p>Using the resources from the Festival of Speaking select which topic you would like to enter and submit your video to your PBL classroom.</p> <p>*Extension* Enter the competition featured with the task</p> 	<p>Photography: Create a microworld. You can create a memory e.g. holiday, birthday, create a message to others, your lockdown days or you can create something like this</p>  <p>Take a picture and explain what you have created and why. You can use Lego, small figurines, empty wrappers, boxes, bottles, you can use food such as peelings, pips but PLEASE DO NOT WASTE FOOD. (anything you like)</p> <p>If you would like more inspiration watch this and join the google classroom aesk2l.</p>	<ol style="list-style-type: none"> 1) Watch at least 2 of the videos from the Grammy Museum 2) Record yourself singing, rapping or playing a musical instrument. This can be acapella (on your own), with a backing or karaoke track (try YouTube), or with members of your family. Add a link to your video/audio recording 3) Video yourself playing along You can use any bucket, saucepan, table etc, as a drum. For sticks use cutlery or pencils. Level 1, Level 2, Level 3 	<p>Have a good look round these museums and evidence your visits thoroughly in your Record of an Achievement:</p> <p>Tours of the Louvre, Science Museum Medicine Galleries Highlights, Pitt Rivers Museum Virtual Tour, Dali Theatre-Museum, The Smithsonian collection, Tel Aviv Museum and if you enjoyed these or would rather look at others, try these</p>



Platinum Elective

Use this website and select at least [one course](#) that interests you from the list of “Subject Specific resources”.

From there, look through the resource and find the following related to it:

- ❖ Find a talk on [TEDEd](#) which helps you to understand it further
- ❖ A museum or place of interest where you could learn more about it
- ❖ Link an app or website which helps children to understand the topic

Once you have found all three, create a set of questions, like the “Big Question” session at the top of the page.

- 1) What would the big questions be on your chosen topic?
- 2) Set between 7-10 questions and provide multiple choice answers for them.
- 3) Attached to each correct answer, create a link/document which explains why it is the right answer, and where someone else could read more around it.
- 4) This could be done electronically as a quiz and used with classmates, friends and family.

