

Accessing Google services from home

There are multiple ways to access the Google resources utilised by Biddenham International school. This guide provides parents with these methods complete with visual examples. The three most commonly used applications are:

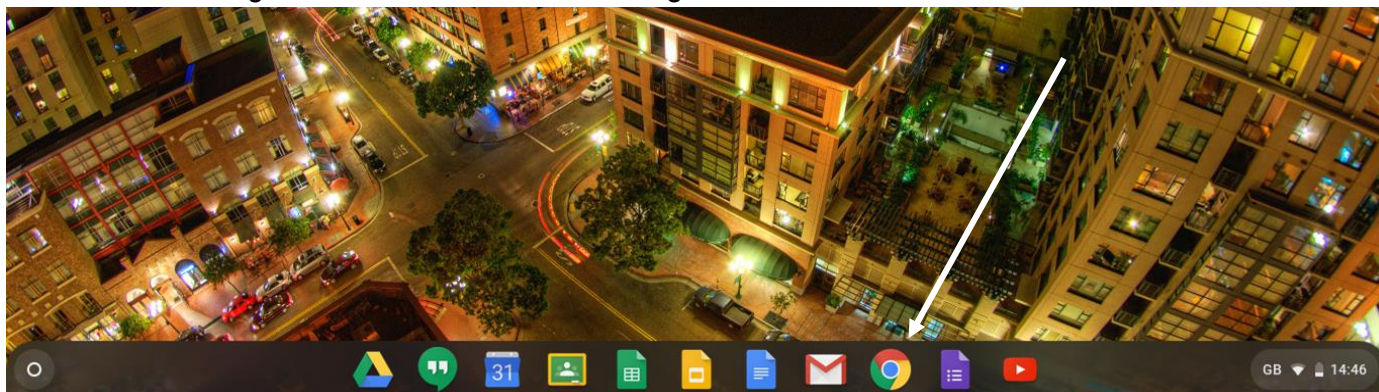
Google Drive - Google Drive is a free cloud-based storage service that enables users to store and access files online. The service syncs stored documents, photos and more across all of the user's devices, including mobile devices, tablets and PCs.

Gmail - Free to use email service managed by school. Each student has their own email address and can communicate with staff.

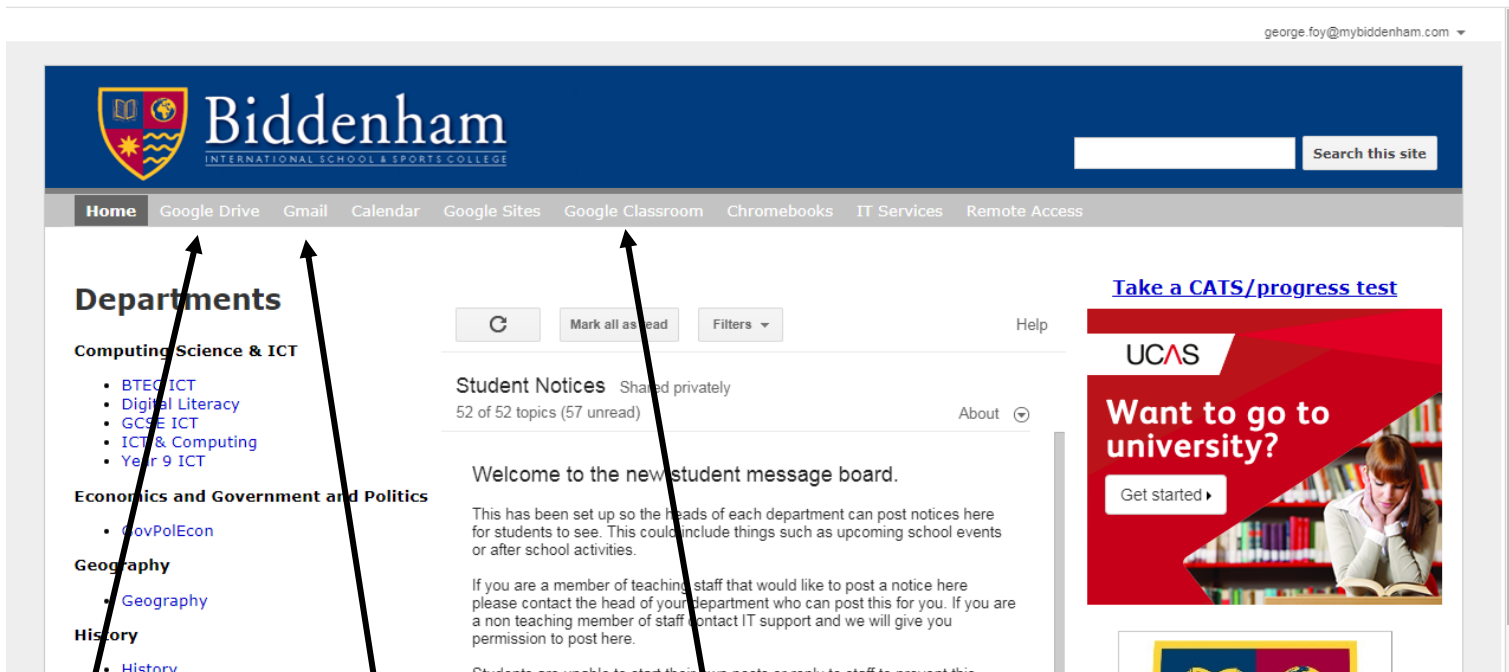

Google Classroom - Virtual classroom allowing teachers to post tasks, questions and materials.

CHROMEBOOK

On the school assigned chromebook click the 'Google chrome' icon.



The homescreen for every student is shown below. Students can click the links to load up the applications.



Drive




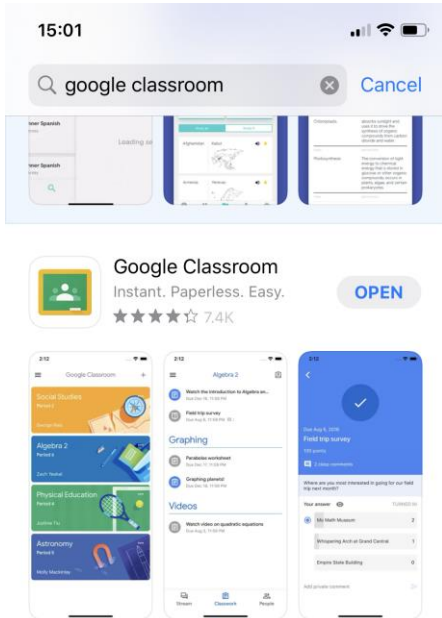
Gmail



Classroom

APPLICATIONS

All google resources can be accessed by downloading apps to smartphones and tablets. Students can use their school email addresses to log into these applications.



WEB BROWSER

You can access all google resources using any web browser, below are some of the most popular ones you are likely to find on your desktops, laptops, smartphone and tablets.



Opera



Google Chrome



Safari



Mozilla Firefox



Internet Explorer



Microsoft Edge

