



The Parents and Carers' Guide to Google Classroom

What is Google Classroom?

Think of Google Classroom
as your child's digital link to learning.

Teachers use Google Classroom to share assignments, homework, materials,
and announcements with students AND parents!

Students can complete and turn in completed work and feedback is given
electronically.

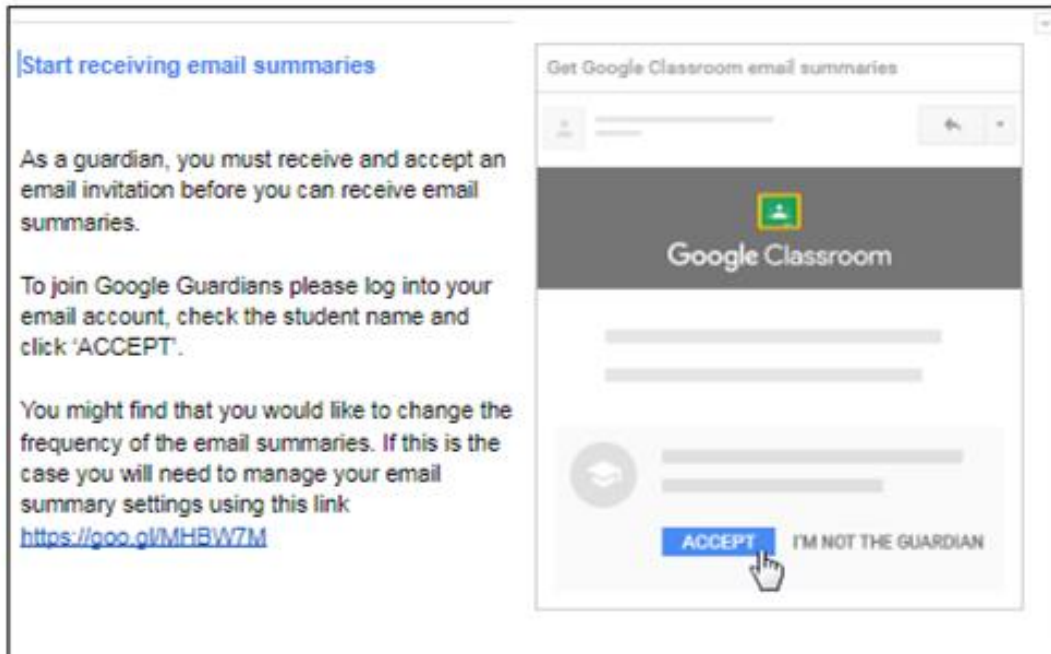
Chromebooks



Your child was provided with a chromebook and a secure login and password that is unique to them.

They can use this to access work set remotely.


Getting Started



You would have had a letter outlining the login process .

1. Log in to your email (The e-mail address you have given to the school).
2. Accept the email invitation.
3. Change the preferences to daily or weekly.

What can you see:


Google Classroom
Weekly summary for Felix
Aug 1 - Aug 5, 2016

Student work

Missing from last week

U.S. History - due Jul 26
My top five influential figures in American History
Create a top 5 list of the most influential figures in American history from the people listed in the handout. For each figure, write a brief explanation (in your own words) on why they are on your list. We will be going over this in class so make sure you are ready to justify your choices.

English and American Literature - due Jul 27
What is the Harlem Renaissance? Who started it?

Due next week

U.S. History - Due Aug 9
"The Price of Free Speech" Reading and Questions
Read the handout attached and answer the questions listed in the Google Doc. All answers should be in your words.

Marine Biology - Due Aug 13
Aquarium Investigation Project
Select three aquatic animals you would like to learn more about this semester. Answer the questions in the Google Doc. These facts will be used as the basis for your end of year presentation.

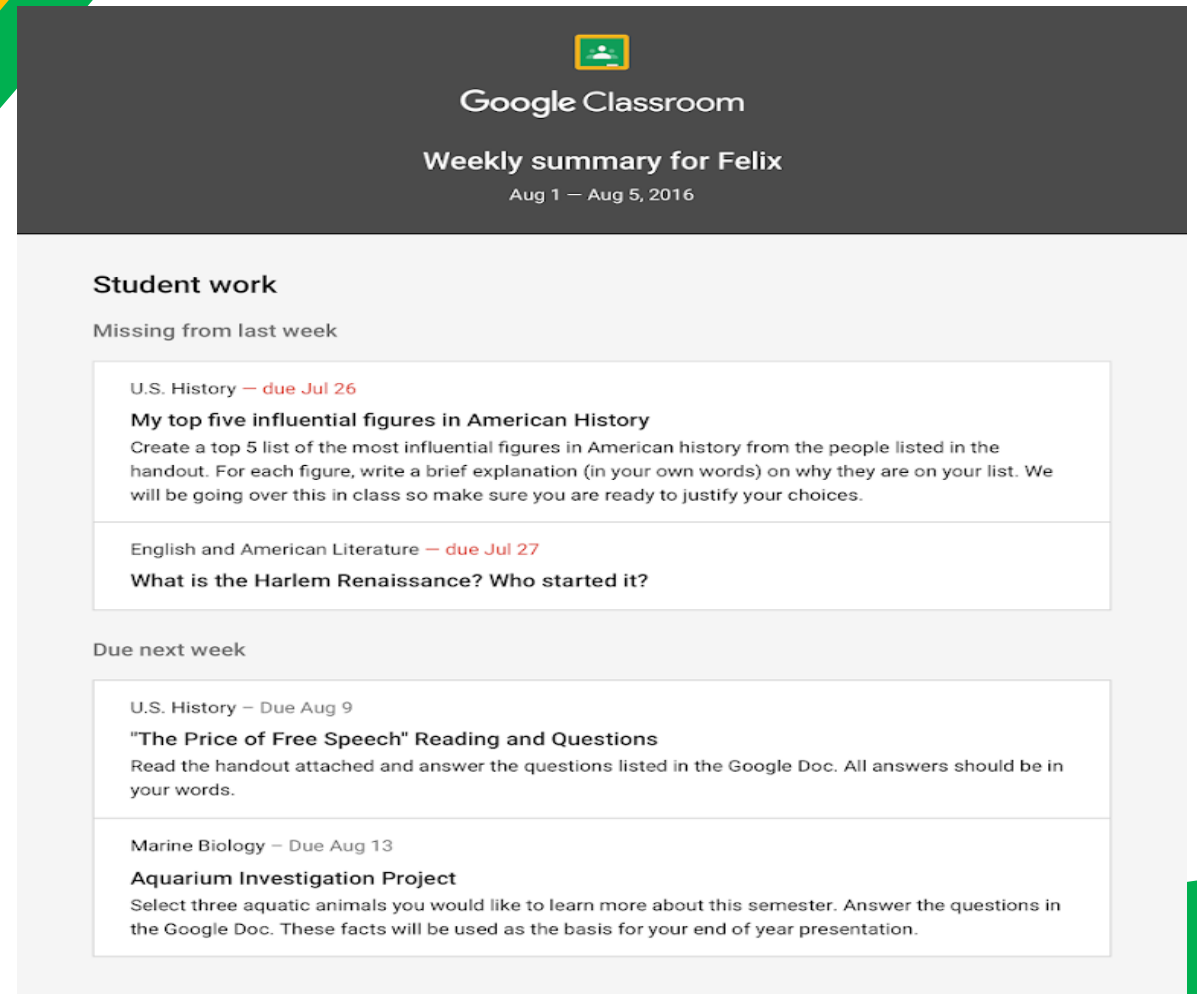
Guardian email summaries include:


- **Missing work** - Work that's late at the time the email was sent.
- **Upcoming work** - Work that's due in the upcoming week.
- **Class activity** - Announcements, assignments, and questions recently posted by teachers.

Google Guardian

This is how a weekly e-mail summary appears.

It outlines the work set, due date and any missing work from previous weeks.




Google Classroom
Weekly summary for Felix
Aug 1 – Aug 5, 2016

Student work

Missing from last week

U.S. History – due Jul 26
My top five influential figures in American History
Create a top 5 list of the most influential figures in American history from the people listed in the handout. For each figure, write a brief explanation (in your own words) on why they are on your list. We will be going over this in class so make sure you are ready to justify your choices.

English and American Literature – due Jul 27
What is the Harlem Renaissance? Who started it?

Due next week

U.S. History – Due Aug 9
"The Price of Free Speech" Reading and Questions
Read the handout attached and answer the questions listed in the Google Doc. All answers should be in your words.

Marine Biology – Due Aug 13
Aquarium Investigation Project
Select three aquatic animals you would like to learn more about this semester. Answer the questions in the Google Doc. These facts will be used as the basis for your end of year presentation.

ClassCharts for Parents and Carers





What is Class Charts?

Class Charts is a school management software system for teachers, students and parents.

It allows staff, students and parents to keep in touch and communicate better.



Using Classcharts

There are two main ways that both parents, carers and students can use Class Charts.

1. Easiest and most convenient way is an App on either Android or Apple phones.
2. The second method is to log in through www.classcharts.com. All reward points, DBL points, attendance and announcements will be available to view.

Accessing ClassCharts

You should have received a Parent Code from school, which will look similar to the example code shown below.

This code is used to set up your parent account.

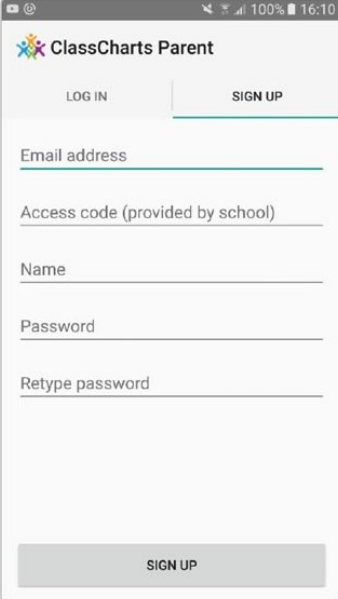
B5AK4R3

Creating An Account via the App

If you click the 'Sign Up' tab within the app you will be presented with an account creation form. Simply fill in the form and enter your Parent Code in the Access Code field. Clicking 'Sign Up' will log you into the account.

Please note:

Your Access Code is not the same as your password, the Access Code is only needed for the initial sign up.



The screenshot shows the 'ClassCharts Parent' app interface. At the top, there are 'LOG IN' and 'SIGN UP' tabs, with 'SIGN UP' being the active tab. Below the tabs are five input fields: 'Email address', 'Access code (provided by school)', 'Name', 'Password', and 'Retype password'. At the bottom of the form is a 'SIGN UP' button. The status bar at the top of the phone screen shows 100% battery and the time 16:10.

How does it work?

Class Charts allows you to keep track of your child(s) achievements, behaviour, check attendance, and view announcements from the school.

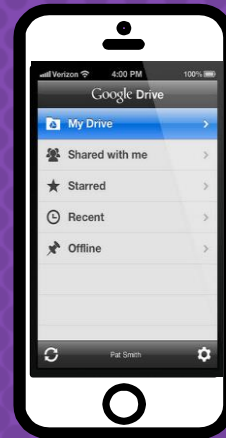


ACCESS

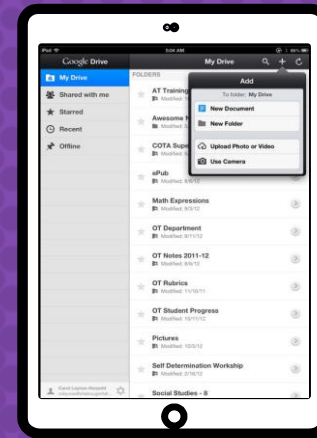
ANYWHERE



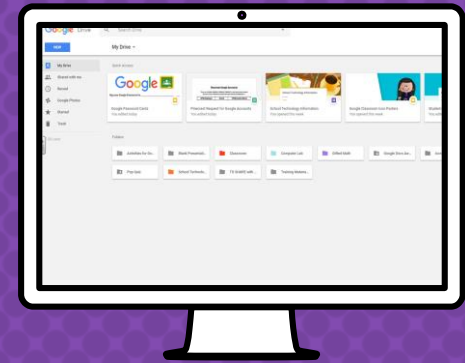
ANDROID



IPHONE



TABLET



DESKTOP

Additional Video Support

G suite introduction

Google Classroom

Kaboodle

Seneca



QUESTIONS?



Email me at:
gemma.buckingham@biddenham.beds.sch.uk