
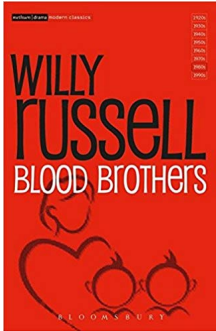



## Subject Key Information

Subject & Exam board	Breakdown of course	Suggested revision guide/booklet. Name of booklet and where it can be purchased (i.e school, Amazon)	Subject revision tips	Suggested revision website	Link to Subject Specification
Computing (OCR J277)	<ul style="list-style-type: none"> <li>Paper 1 - Exam (50%)</li> <li>Paper 2 - Exam (50%)</li> <li>Programming project (0%) To support Unit 2 - Students must design, plan and implement a programming project in lesson time</li> </ul>	<ul style="list-style-type: none"> <li>CGP Computing OCR workbook and revision guide can be purchased from reception at a discounted price of £3.</li> <li>Purchase Revision cards by CGP from school reception.</li> <li><a href="https://www.amazon.co.uk/Computer-Science-Complete-Revision-Practice/dp/1789085586/ref=sr_1_1?dchild=1&amp;keywords=cgp+computer+science&amp;qid=1631712532&amp;sr=8-1">https://www.amazon.co.uk/Computer-Science-Complete-Revision-Practice/dp/1789085586/ref=sr_1_1?dchild=1&amp;keywords=cgp+computer+science&amp;qid=1631712532&amp;sr=8-1</a></li> </ul>	<ul style="list-style-type: none"> <li>Practice past papers and hand them to your teacher to mark.</li> <li>Collect (from TMP) and complete ZigZag revision guides.</li> <li>Purchase revision guide by CGP from school reception.</li> <li>Both can be bought for £7 as a bundle from reception.</li> <li>Attend catch up and revision sessions run by the department</li> <li>Make use of <a href="#">e-revision</a> - your login has been provided by your teacher</li> </ul>	<ul style="list-style-type: none"> <li><a href="#">BBC Bitesize</a></li> <li><a href="#">Craig 'n' Dave Youtube Channel</a></li> <li><a href="#">Seneca</a></li> <li><a href="#">e-revision</a></li> </ul>	<a href="https://www.ocr.org.uk/Images/558027-specification-gcse-computer-science-j277.pdf">https://www.ocr.org.uk/Images/558027-specification-gcse-computer-science-j277.pdf</a>
Combined Science and Separate Science  OCR (Gateway)	<ul style="list-style-type: none"> <li>100% exam</li> <li>6 papers for all students</li> <li>Paper 1 is units 1-3 biology</li> <li>Paper 2 is units 4-6 biology</li> <li>Paper 3 is units 1-3 chemistry</li> <li>Paper 4 is units 4-6 chemistry</li> <li>Paper 5 is units 1-4 physics</li> <li>Paper 6 is units 5-8 physics</li> <li>All papers assess the core practicals</li> </ul> <p>There are higher and foundation tiers available for both combined and separate sciences.</p>	<p>Revision guides for all sciences available in reception. Separate science @ £3 per book For combined science there is 1 book @ £6</p> <p>Students need to know if they are Higher or Foundation before purchasing a revision guide.</p>	<ul style="list-style-type: none"> <li>Follow the specification so you know what you have covered and what is left</li> <li>Use the PLC checklists for each unit to identify what you remember</li> <li>Use GCSE Pod for fast revision questions and clips on key topics.</li> <li>Use BBC Bitesize as a tool to recap content</li> <li>Seneca Learning is a great free tool to support your revision</li> </ul>	<p><a href="https://members.gcsepod.com/login/">https://members.gcsepod.com/login/</a></p> <p><a href="http://www.bcbitesize.co.uk">www.bcbitesize.co.uk</a></p> <p><a href="http://www.coolspace.co.uk">www.coolspace.co.uk</a></p> <p><a href="http://www.senecalearning.com">www.senecalearning.com</a></p>	<p>Combined science <a href="http://www.ocr.org.uk/qualifications/gcse-gateway-science-suite-combined-science-a-j250-from-2016/">http://www.ocr.org.uk/qualifications/gcse-gateway-science-suite-combined-science-a-j250-from-2016/</a></p> <p>Separate science <a href="#">Biology</a> <a href="#">Chemistry</a> <a href="#">Physics</a></p>
Business Studies  Pearson (BTEC)	<ul style="list-style-type: none"> <li><b>YEAR 11</b></li> <li><b>Btec Tech Award Level ½ in Enterprise</b></li> <li>Component 1- Coursework Exploring Enterprises (30%)</li> <li>Component 2- Planning and presenting a Micro-Enterprise Idea. (30%)</li> <li>Component 3- Marketing &amp; Finance for Enterprise (40%)</li> </ul>	<ul style="list-style-type: none"> <li>Revision Materials issued in school free of charge</li> <li>A range of practice exam tasks available on the google classroom</li> <li>Revision guide available for £5</li> </ul>	<ul style="list-style-type: none"> <li>Complete your coursework to a good standard</li> <li>Seek regular feedback and act on comments given</li> <li>Maintain clear and concise class notes</li> <li>Use websites to revise such as Seneca and two teachers</li> <li>Complete practice papers and hand to the teacher to mark.</li> </ul>	<ol style="list-style-type: none"> <li><a href="http://www.beebusinessbee.co.uk/">http://www.beebusinessbee.co.uk/</a></li> <li><a href="http://www.tutor2u.co.uk">www.tutor2u.co.uk</a></li> <li><a href="http://www.two teachers.co.uk">www.two teachers.co.uk</a></li> </ol>	<a href="https://qualifications.pearson.com/en/qualifications/btec-tech-awards/enterprise-2022.html">https://qualifications.pearson.com/en/qualifications/btec-tech-awards/enterprise-2022.html</a>

<p>English Language / English Literature</p> <p>AQA</p>	<p>English Language: Paper 1: Fiction - 1 source Q1-4 Reading Q5 Writing (descriptive writing)</p> <p>Paper 2 Non fiction - 2 sources Q1-4 Reading Q5 Writing (Transactional Writing)</p> <p>English Literature: Paper 1: Section A: Romeo and Juliet Section B: Jekyll and Hyde</p> <p>Paper 2: Section A: An Inspector Calls Section B: Power and Conflict Poetry Section C: Unseen Poetry</p>	<p>AQA endorsed revision guides (particularly CGP); AQA produced guides; packs of past papers</p> <p>English Language workbooks revision pack (includes two workbooks). Available from main reception £5 for both workbooks</p> <p>Literature revision guides £3 each</p> <ul style="list-style-type: none"> <li>• 'Jekyll and Hyde'</li> <li>• 'An Inspector Calls'</li> <li>• Power and Conflict poetry anthology</li> <li>• 'Romeo and Juliet'</li> <li>• Unseen poetry</li> </ul>	<ul style="list-style-type: none"> <li>• Write clearly, precisely and accurately.</li> <li>• Develop your subject knowledge and exam technique by writing responses to questions from past exam papers.</li> <li>• Review the notes in your old books.</li> <li>• Use short, embedded quotations. Learn these using Mr Bruff's revision videos on YouTube</li> <li>• Remember that, in both English Language and English Literature, consistent performance is the key to success.</li> </ul>	<ul style="list-style-type: none"> <li>• <a href="#">GCSE English Language</a></li> <li>• <a href="#">GCSE English Literature</a></li> <li>• <a href="#">SparkNotes</a></li> </ul>	<ul style="list-style-type: none"> <li>• <a href="#">GCSE English Language Specification at a glance</a> (English Language)</li> <li>• <a href="#">GCSE English Literature Specification at a glance</a> (English Literature)</li> </ul>
<p>GCSE PE</p> <p>AQA</p>	<p><u>Written exams:</u></p> <p>Paper 1: The human body and movement in physical activity and sport 1 hour 15 minutes • 78 marks • 30% of GCSE</p> <p>Questions:</p> <ul style="list-style-type: none"> <li>• Applied anatomy and physiology</li> <li>• Movement analysis</li> <li>• Physical training</li> <li>• A mixture of multiple choice/objective test questions,</li> <li>• short answer questions and extended answer questions.</li> </ul> <p>Paper 2: Socio-cultural influences and well-being in physical activity and sport. 1 hour 15 minutes • 78 marks • 30% of GCSE Questions •</p> <p>Questions:</p> <ul style="list-style-type: none"> <li>• Sports psychology</li> <li>• Socio-cultural influences</li> <li>• Health, fitness and well-being</li> <li>• A mixture of multiple choice/objective test questions, short answer questions and extended answer questions.</li> </ul> <p>Controlled assessment -40% of GCSE :</p> <p>Students will be assessed in a range of practical activities, this will be during their core PE lessons(one in a team activity, one in an individual activity and a third in either). The strongest three marks will make up 30% of the final grade. Students will also be required to carry out an analysis &amp; evaluation of performance in one of their chosen practical activities.</p>	<p>AQA revision guide - available from PE revision guide a available from the PE office. - £2.50</p> <p>AQA Revision workbook £2.50</p> <p>Mindmap topics of whole course £5</p> <p>Exam packs all students have these and are to be used in and out of lessons.</p>	<ol style="list-style-type: none"> <li>1. Use the topic checklist that is on your google classroom to help plan where to start your revision.</li> <li>2. Use your exam packs to practise exam papers alongside the mark schemes.</li> </ol>	<ol style="list-style-type: none"> <li>1. BBC Bitesize</li> <li>2. The GCSE PE twitter page - @BiddenhamGCSEPE</li> <li>3. <a href="https://www.senecalearning.com/">https://www.senecalearning.com/</a></li> </ol>	<p><a href="http://filestore.aqa.org.uk/resources/pe/specifications/AQA-8582-S-P-2016.PDF">http://filestore.aqa.org.uk/resources/pe/specifications/AQA-8582-S-P-2016.PDF</a></p>

	This will count for 10% of their final grade.				
Religious Studies  AQA	AQA GCSE Religious Studies A Revision Guide; Oxford.  RRP £9.99	RS Department (£6.50) ( <i>Whilst stocks last</i> ) available from Reception  Available on Amazon (£9.99) <a href="https://www.amazon.co.uk/AQA-GCSE-Religious-Studies-Christianity/dp/0198422830/ref=pd_lpo_sbs_14_t_0?encoding=UTF8&amp;psc=1&amp;refRID=T1C9E76DQENZJSNF9NX2">https://www.amazon.co.uk/AQA-GCSE-Religious-Studies-Christianity/dp/0198422830/ref=pd_lpo_sbs_14_t_0?encoding=UTF8&amp;psc=1&amp;refRID=T1C9E76DQENZJSNF9NX2</a>	<ol style="list-style-type: none"> <li>1. Use the PLCs on the Google Classroom to check current knowledge and understanding (also in revision guide).</li> <li>2. Make mind maps and revision notes for key topics.</li> <li>3. Use the key word lists on the Google Classroom to make 'key word' cards to help you remember them</li> <li>4. Use the practice questions on Kerboodle and in the text book and revision guides to practice applying knowledge.</li> <li>5. Download past papers from <a href="#">AQA</a> and practice answering them in timed conditions.</li> </ol>	GCSE Pod <a href="#">SENECA Learning</a> BBC Bitesize: Christianity <a href="https://www.bbc.co.uk/bitesize/topics/zbndy9q">https://www.bbc.co.uk/bitesize/topics/zbndy9q</a>  BBC Bitesize: Islam <a href="https://www.bbc.co.uk/bitesize/topics/z4v7qwx">https://www.bbc.co.uk/bitesize/topics/z4v7qwx</a>  <a href="#">Oak National Academy</a>	<a href="http://www.aqa.org.uk/subjects/religious-studies/gcse/religious-studies-a-8062">http://www.aqa.org.uk/subjects/religious-studies/gcse/religious-studies-a-8062</a>
Dance  AQA	<u>Written Paper – 1 hour 30 minutes. – 40% of GCSE</u> <ul style="list-style-type: none"> <li>• Anthology of 8 works</li> <li>• Theory of choreography and performance</li> <li>• Critical appreciation of their own work.</li> <li>• Exam questions range from short answer questions to extended answers</li> </ul> <u>Performance – 30% of GCSE</u> Set Phrases. (Breathe & Flux)  Practical exam - 40 seconds each. Students will be assessed on their performance skills  Performance in a Duo/Trio  Practical exam -lasting approximately three and half minutes. The dance is choreographed by the teacher in collaboration with the students. Students will be assessed on their performance skills & safe practice  <u>Choreography -30% of GCSE</u>  Solo or group choreography  Practical exam  The students create a solo dance lasting two to two and half minutes OR a group dance (2-5 dancers) lasting three to three and a half minutes in response to an	Dance Department revision guides/ exam packs issued by the school -FREE (replacement charge for lost copies)  Dance Folder (these will be taken home before exam leave)	<ol style="list-style-type: none"> <li>1. Attend any revision sessions you are invited to</li> <li>2. Complete the exam questions at home and bring them in for feedback</li> <li>3. Look after your revision guides and use them to self check your answers</li> <li>4. Remember to do some practice under exam conditions - timed questions without the resource packs</li> <li>5. Google classroom is full of links to the professional works - don't forget to watch them</li> <li>6. Use the 'assess' tab on the AQA Dance website to see practice papers and mark schemes</li> </ol>	<a href="https://www.brainscape.com/subjects/gcse-dance">https://www.brainscape.com/subjects/gcse-dance</a>	<a href="http://www.aqa.org.uk/subjects/dance/gcse/dance-8236">http://www.aqa.org.uk/subjects/dance/gcse/dance-8236</a>

	outline stimulus created by the exam board.				
Drama AQA	<p>Exam packs issued by the school -FREE (replacement charge for lost copies) Can access revision materials via Google Classroom.</p> <p>Drama Folder (these will be taken home before exam leave)</p> <p>Component 1: Understanding Drama (40%) Written Exam</p> <p>Component 2: Devising Drama (40%) Practical and Devising Log</p> <p>Component 3: Tests in Practice (20%) Practical</p>	<p>Drama Department AQA Approved textbook: <a href="https://www.amazon.co.uk/AQA-GCSE-Drama-Annie-Fox/dp/1911208217/ref=sr_1_1?ie=UTF8&amp;qid=1524137603&amp;sr=8-1&amp;keywords=aqa+drama">https://www.amazon.co.uk/AQA-GCSE-Drama-Annie-Fox/dp/1911208217/ref=sr_1_1?ie=UTF8&amp;qid=1524137603&amp;sr=8-1&amp;keywords=aqa+drama</a></p>  <p>Blood Brothers section can be accessed online. <a href="https://www.illuminatepublishing.com/index.php?main_page=product_info&amp;products_id=144">https://www.illuminatepublishing.com/index.php?main_page=product_info&amp;products_id=144</a></p> <p>Set Text: Blood Brothers</p>  <p><a href="https://www.amazon.co.uk/Blood-Brothers-Methuen-Modern-Classics/dp/0413767701/ref=sr_1_1?keywords=BLOOD+BROTHERS&amp;qid=1574760259&amp;sr=8-1">https://www.amazon.co.uk/Blood-Brothers-Methuen-Modern-Classics/dp/0413767701/ref=sr_1_1?keywords=BLOOD+BROTHERS&amp;qid=1574760259&amp;sr=8-1</a></p>	<ol style="list-style-type: none"> <li>Attend any revision/practical sessions you are invited to</li> <li>Complete the exam questions at home and bring them in for feedback</li> <li>Look after your revision guides and use them to self check your answers</li> <li>Remember to do some practice under exam conditions - timed questions without the resource packs or guide</li> <li>Google classroom is full of resources for Live Theatre and Blood Brothers</li> <li>Use the 'assess' tab on the AQA Drama website to see practice papers and mark schemes</li> </ol>	<p><a href="https://www.bbc.co.uk/bitesize/subjects/zbckjxs">https://www.bbc.co.uk/bitesize/subjects/zbckjxs</a></p> <p><a href="https://www.nationaltheatre.org.uk/">https://www.nationaltheatre.org.uk/</a></p>	<p><a href="http://www.aqa.org.uk/subjects/drama/gcse/drama-8261">http://www.aqa.org.uk/subjects/drama/gcse/drama-8261</a></p>
Design & Technology Pearson (Edexcel)	<p>★ <b>Component 1</b> Written examination: 1hour 45minutes 50% of the qualification - 100 marks</p> <p>2 sections (both in the same paper)</p> <ul style="list-style-type: none"> <li>Section A - Core</li> <li>Section B - Timbers (this is the unit chosen by all students from a list of other materials)</li> </ul> <p>★ <b>Component 2</b> Non-examined assessment (Coursework) 50% of the qualification - 100 marks</p>	<p>DT DEPT</p> <p>Revision guide available from DT department:</p> <ul style="list-style-type: none"> <li>£6 in colour</li> <li>£3.50 in black and white</li> <li></li> </ul> <p>Also available on Amazon: <a href="https://www.amazon.co.uk/Edexcel-GCSE-Design-Technology-Student/dp/1292184582">https://www.amazon.co.uk/Edexcel-GCSE-Design-Technology-Student/dp/1292184582</a></p>	<ul style="list-style-type: none"> <li>Complete your controlled assessment to the best possible standard (This is worth 50%)</li> <li>Complete a key term/ word list glossary</li> <li>Use the topic checklist to complete a subject audit to identify your areas of weakness</li> <li>Re visit the practice exam questions homeworks you have been set this year</li> <li>Complete practice papers and either mark them yourself using the mark scheme or ask Mr Ray for feedback.</li> <li>Buy a revision guide</li> <li>Practice exam buster tasks</li> </ul>	<p>technologystudent.com MrDT.com bbc bitesize</p> <p>Google classroom Past exam papers and mark schemes: <a href="https://qualifications.pearson.com/en/qualifications/edexcel-gcse/design-and-technology-2017.coursematerials.html#filterQuery=category:Pearson-UK:Category%2FSpecification-and-sample-assessments">https://qualifications.pearson.com/en/qualifications/edexcel-gcse/design-and-technology-2017.coursematerials.html#filterQuery=category:Pearson-UK:Category%2FSpecification-and-sample-assessments</a></p>	<p>Specification: <a href="https://qualifications.pearson.com/content/dam/pdf/GCSE/design-and-technology/2017/specification-and-sample-assessments/Specification-GCSE-L1-L2-in-Design-and-Technology.pdf">https://qualifications.pearson.com/content/dam/pdf/GCSE/design-and-technology/2017/specification-and-sample-assessments/Specification-GCSE-L1-L2-in-Design-and-Technology.pdf</a></p>

		 <p><b>Edexcel GCSE (9-1) Design and Technology Student Book (Edexcel GCSE Design and Technology (9-1)) Paperback – 9 Aug 2017</b></p>			
<p>Graphics AQA</p>	<ul style="list-style-type: none"> <li>★ <a href="#">AQA Art and Design</a></li> <li>★ 60% Coursework - component 1</li> <li>★ 40% Externally Set Assignment.- component 2</li> </ul>		<ul style="list-style-type: none"> <li>• Complete all classwork tasks &amp; extend or finish these tasks outside of lessons.</li> <li>• Complete all homework tasks to the best of your ability.</li> <li>• Cover the full range of Assessment Objectives i.e. AO1 (Develop) AO2 (Refine) AO3 (Record) AO4 (Present).</li> <li>• Attend the weekly Art Club each Monday after school.</li> <li>• Ask questions to enable you to benefit from this one to one feedback</li> <li>• Complete Practise Exam by Christmas Holiday</li> </ul>	<p>Google classroom</p> <p>Useful sites for designer and Artist Analysis:</p> <p><a href="http://www.artnet.com/">http://www.artnet.com/</a></p> <p><a href="https://www.studentartguide.com/">https://www.studentartguide.com/</a></p> <p><a href="https://mrprintables.com/3d-alphabet-templates.html">https://mrprintables.com/3d-alphabet-templates.html</a></p> <p><a href="https://www.youtube.com/watch?v=sByzHoiYFX0">https://www.youtube.com/watch?v=sByzHoiYFX0</a></p> <p><a href="http://www.designishistory.com/">http://www.designishistory.com/</a></p>	<p>Specification:</p> <p><a href="http://filestore.aqa.org.uk/resources/art-and-design/specifications/AQA-ART-GCSE-SP-2016.PDF">http://filestore.aqa.org.uk/resources/art-and-design/specifications/AQA-ART-GCSE-SP-2016.PDF</a></p>
<p>Geography Pearson (Edexcel)</p>	<p>Edexcel Geography GCSE A</p> <ul style="list-style-type: none"> <li>- Component 1 The Physical Environment: UK Landscapes, Rivers, Coasts, Weather Hazards, Ecosystems Biodiversity and Management</li> <li>- Component 2 - The Human Environment: Changing Cities, Global Development, Resource Management</li> <li>- Component 3 -Geographical Investigations - fieldwork and UK Challenges. This is taught via compulsory visits to Sheringham &amp; Cambridge.</li> </ul>	<p>See Geography Department for exam based revision guide £2.70 Revision workbook £2.70</p>	<ul style="list-style-type: none"> <li>- Purchase the revision guide</li> <li>- Use your textbooks from last year to revise</li> <li>- Practice papers available on the google classroom</li> <li>- Attend Monday lunchtime/after school sessions with Miss Roberts and Mrs Browne in R14 starting over October half term</li> <li>- Use Geography revision websites</li> </ul>	<p><a href="#">Tutor 2 u</a></p> <p><a href="#">Bitesize</a></p> <p><a href="#">Cool Geography</a></p> <p><a href="#">National Geographic</a></p>	<p><a href="https://qualifications.pearson.com/en/qualifications/edexcel-gcse/geography-a-2016.html">https://qualifications.pearson.com/en/qualifications/edexcel-gcse/geography-a-2016.html</a></p>

<p>Music Eduqas</p>	<p>Eduqas GCSE Music</p> <p>30 % Performance (15% solo performance, 15% ensemble performance)</p> <p>15% Free Composition</p> <p>15% Composition to a brief set by Eduqas in year 11</p> <p>40% Listening Exam</p>	<p><a href="#">Eduqas Revision Guide</a></p> <p><a href="http://www.rhinegoldeducation.co.uk/product/wjec-eduqas-gcse-music-revision-guide/">http://www.rhinegoldeducation.co.uk/product/wjec-eduqas-gcse-music-revision-guide/</a></p>	<ul style="list-style-type: none"> <li>- Use the GCSE Music Google Classroom, it is an online revision guide</li> <li>- Always revise using MAD TSHIRT</li> <li>- Memorise key MAD TSHIRT words for horror film, a chase scene, love scene and suspense</li> <li>- Make sure you know all key facts about set works, it's worth at least 25 marks!</li> <li>- Keep attending instrumental lessons.</li> <li>- 4 sharps and flats key signatures!</li> <li>- Finalise the piece you will play for your performance assessment before October half term.</li> <li>- FINISH YOUR COMPOSITIONS BY CHRISTMAS!</li> </ul>	<p>BBC Bitesize MusicFirst <a href="#">practice listening questions</a></p> <p><a href="#">Revision videos. (This is for OCR so leave out the world music, we don't do world music) Ignore the titles of each area of study too, ours are different but the content is the same</a></p> <p><a href="#">Cadences, tonality, melody, harmony and texture revision</a></p>	<p><a href="http://www.eduqas.co.uk/qualifications/music/gcse/wjec-eduqas-gcse-music-spec-from-2016.pdf?language_id=1&amp;dotcache=no&amp;dotcache=refresh">http://www.eduqas.co.uk/qualifications/music/gcse/wjec-eduqas-gcse-music-spec-from-2016.pdf?language_id=1&amp;dotcache=no&amp;dotcache=refresh</a></p>
<p>Maths AQA</p>	<p>Foundation:</p> <p>Paper 1 - non calculator Paper 2 - calculator Paper 3 - calculator</p> <p>Higher:</p> <p>Paper 1 - non calculator Paper 2 - calculator Paper 3 - calculator</p>	<p>AQA revision guide - £3</p> <p>AQA past exams questions workbook £3</p> <p>Available in reception.</p>	<p><a href="http://www.blutick.com">www.blutick.com</a></p> <p><a href="http://www.gcsepod.com">www.gcsepod.com</a></p>	<p><a href="http://www.kerboodle.com">www.kerboodle.com</a></p> <p><a href="http://www.blutick.com">www.blutick.com</a></p>	<p><a href="http://www.aqa.org.uk/subjects/mathematics/gcse/mathematics-8300">http://www.aqa.org.uk/subjects/mathematics/gcse/mathematics-8300</a></p>
<p>H&amp;SC OCR (Cambridge National)</p>	<p>R032- Principles of Care in Health, Social care and Early Years settings</p> <p>R033- Supporting individuals through life events</p> <p>R034- Creative and Therapeutic activities</p>	<p>School resources will be given to all students.</p>	<ul style="list-style-type: none"> <li>- Take accurate class notes</li> <li>- Use the writing structures given</li> <li>- Ensure use of HSC settings and examples are used throughout your coursework units.</li> <li>- Produce revision materials for the exam unit</li> </ul>	<p>Google classroom has revision slides and resources</p>	<p><a href="https://www.ocr.org.uk/qualifications/cambridge-nationals/health-and-social-care-level-1-2-j835/">https://www.ocr.org.uk/qualifications/cambridge-nationals/health-and-social-care-level-1-2-j835/</a></p>

<p>Spanish (AQA)</p>	<p>Exams are in four skills - listening, speaking, reading and writing. Writing also has a translation element.</p> <p>Paper 1 - Listening (25%) Section A in English Section B in Spanish</p> <p>Paper 2 - Speaking (25%) Role play Photo card Conversation</p> <p>Paper 3 - Reading (25%) Section A in English Section B in Spanish Section C translation</p> <p>Paper 4 - Writing (25%) Exam differs depending on the tier.</p>	<ul style="list-style-type: none"> <li>CGP GCSE AQA Spanish Revision Guide - Available in reception.</li> <li>PiXL independence booklets &amp; other resources.</li> <li>Collins Revision packs - given by the department.</li> <li>AQA and Kerboodle extra reading and listening past paper packs will be issued after Easter.</li> <li>Additional study resources supplied by the MFL department.</li> </ul>	<ol style="list-style-type: none"> <li>Use your book.</li> <li>Learn your vocabulary</li> <li>Practice your grammar at home</li> <li>Create your own flashcards</li> <li>Do mind maps</li> <li>Learn large passages off heart</li> <li>Access language websites</li> <li>Listen to podcasts</li> <li>Use Memrise &amp; other apps</li> <li>Study with a buddy</li> </ol> <p>For exam practice, please see these top tips: <a href="https://docs.google.com/document/d/1HF_LkRzDtiiC-V81by0rOPtrCEMBCI5JzNIRPXg0aDI/edit">https://docs.google.com/document/d/1HF_LkRzDtiiC-V81by0rOPtrCEMBCI5JzNIRPXg0aDI/edit</a></p> <p>And, of course: Complete all classwork tasks and extend or finish these tasks outside of lessons. Complete all homework tasks to best of your ability. Use the PLC checklists for each unit to identify what you remember and what you need to revise. Attend revision sessions.</p>	<p><a href="http://www.kerboodle.com">www.kerboodle.com</a></p> <p><a href="http://www.languagesonline.org.uk">www.languagesonline.org.uk</a></p> <p><a href="https://www.memrise.com/home/">https://www.memrise.com/home/</a></p> <p><a href="https://www.bbc.co.uk/bitesize/examspecs/z4yyjhv">https://www.bbc.co.uk/bitesize/examspecs/z4yyjhv</a></p> <p><a href="https://collins.co.uk/pages/revision-collins-gcse-revision-download-free-exam-papers-resources">https://collins.co.uk/pages/revision-collins-gcse-revision-download-free-exam-papers-resources</a></p> <p><a href="https://collins.co.uk/pages/revision-gcse-ages-14-16-collins-gcse-revision-and-practice-flashcards">https://collins.co.uk/pages/revision-gcse-ages-14-16-collins-gcse-revision-and-practice-flashcards</a></p>	<p><a href="http://filestore.aqa.org.uk/resources/spanish/specifications/AQA-8698-SP-2016.PDF">http://filestore.aqa.org.uk/resources/spanish/specifications/AQA-8698-SP-2016.PDF</a></p>
<p>French (AQA)</p>	<p>Exams are in four skills - listening, speaking, reading and writing. Writing also has a translation element.</p> <p>Paper 1 - Listening (25%) Section A in English Section B in Spanish</p> <p>Paper 2 - Speaking (25%) Role play Photo card Conversation</p> <p>Paper 3 - Reading (25%) Section A in English Section B in Spanish Section C translation</p> <p>Paper 4 - Writing (25%) Exam differs depending on the tier.</p>	<ul style="list-style-type: none"> <li>CGP GCSE AQA French Revision Guide - Available in reception.</li> <li>PiXL independence booklets &amp; other resources.</li> <li>Collins Revision packs - given by the department.</li> <li>AQA and Kerboodle extra reading and listening past paper packs will be issued after Easter.</li> <li>Additional study resources supplied by the MFL department.</li> </ul>	<ol style="list-style-type: none"> <li>Use your book.</li> <li>Learn your vocabulary</li> <li>Practice your grammar at home</li> <li>Create your own flashcards</li> <li>Do mind maps</li> <li>Learn large passages off heart</li> <li>Access language websites</li> <li>Listen to podcasts</li> <li>Use Memrise &amp; other apps</li> <li>Study with a buddy</li> </ol> <p>For exam practice, please see these top tips: <a href="https://docs.google.com/document/d/1HF_LkRzDtiiC-V81by0rOPtrCEMBCI5JzNIRPXg0aDI/edit">https://docs.google.com/document/d/1HF_LkRzDtiiC-V81by0rOPtrCEMBCI5JzNIRPXg0aDI/edit</a></p> <p>And, of course: Complete all classwork tasks and extend or finish these tasks outside of lessons. Complete all homework tasks to best of your ability. Use the PLC checklists for each unit to identify what you remember and what you need to revise. Attend revision sessions.</p>	<p><a href="http://www.kerboodle.com">www.kerboodle.com</a></p> <p><a href="http://www.languagesonline.org.uk">www.languagesonline.org.uk</a></p> <p><a href="https://www.memrise.com/home/">https://www.memrise.com/home/</a></p> <p><a href="https://www.bbc.co.uk/bitesize/examspecs/zr8bmfr">https://www.bbc.co.uk/bitesize/examspecs/zr8bmfr</a></p> <p><a href="https://collins.co.uk/pages/revision-collins-gcse-revision-download-free-exam-papers-resources">https://collins.co.uk/pages/revision-collins-gcse-revision-download-free-exam-papers-resources</a></p> <p><a href="https://collins.co.uk/pages/revision-gcse-ages-14-16-collins-gcse-revision-and-practice-flashcards">https://collins.co.uk/pages/revision-gcse-ages-14-16-collins-gcse-revision-and-practice-flashcards</a></p>	<p><a href="https://filestore.aqa.org.uk/resources/french/specifications/AQA-8658-SP-2016.PDF">https://filestore.aqa.org.uk/resources/french/specifications/AQA-8658-SP-2016.PDF</a></p>

<p>German (AQA)</p>	<p>Exams are in four skills - listening, speaking, reading and writing. Writing also has a translation element.</p> <p>Paper 1 - Listening (25%) Section A in English Section B in Spanish</p> <p>Paper 2 - Speaking (25%) Role play Photo card Conversation</p> <p>Paper 3 - Reading (25%) Section A in English Section B in Spanish Section C translation</p> <p>Paper 4 - Writing (25%) Exam differs depending on the tier.</p>	<ul style="list-style-type: none"> <li>CGP GCSE AQA German Revision Guide - Available in reception.</li> <li>PiXL independence booklets &amp; other resources.</li> <li>Collins Revision packs - given by the department.</li> <li>AQA and Kerboodle extra reading and listening past paper packs will be issued after Easter.</li> <li>Additional study resources supplied by the MFL department.</li> </ul>	<ol style="list-style-type: none"> <li>Use your book.</li> <li>Learn your vocabulary</li> <li>Practice your grammar at home</li> <li>Create your own flashcards</li> <li>Do mind maps</li> <li>Learn large passages off heart</li> <li>Access language websites</li> <li>Listen to podcasts</li> <li>Use Memrise &amp; other apps</li> <li>Study with a buddy</li> </ol> <p>For exam practice, please see these top tips: <a href="https://docs.google.com/document/d/1HF_LkRzDtiiC-V81by0rOPtrCEMBCI5JzNIRPXg0aDI/edit">https://docs.google.com/document/d/1HF_LkRzDtiiC-V81by0rOPtrCEMBCI5JzNIRPXg0aDI/edit</a></p> <p>And, of course: Complete all classwork tasks and extend or finish these tasks outside of lessons. Complete all homework tasks to best of your ability. Use the PLC checklists for each unit to identify what you remember and what you need to revise. Attend revision sessions.</p>	<p><a href="http://www.kerboodle.com">www.kerboodle.com</a></p> <p><a href="http://www.languagesonline.org.uk">www.languagesonline.org.uk</a></p> <p><a href="https://www.memrise.com/home/">https://www.memrise.com/home/</a></p> <p><a href="https://www.bbc.co.uk/bitesize/subjects/z8j2tfr">https://www.bbc.co.uk/bitesize/subjects/z8j2tfr</a></p> <p><a href="https://collins.co.uk/pages/revision-collins-gcse-revision-download-free-exam-papers-resources">https://collins.co.uk/pages/revision-collins-gcse-revision-download-free-exam-papers-resources</a></p> <p><a href="https://collins.co.uk/pages/revision-gcse-ages-14-16-collins-gcse-revision-and-practice-flashcards">https://collins.co.uk/pages/revision-gcse-ages-14-16-collins-gcse-revision-and-practice-flashcards</a></p>	<p><a href="http://filestore.aqa.org.uk/resources/german/specifications/AQA-8668-SP-2016.PDF">http://filestore.aqa.org.uk/resources/german/specifications/AQA-8668-SP-2016.PDF</a></p>
<p>Art AQA</p>	<p>AQA Art and Design</p> <p>60% Coursework -component 1</p> <p>40% Externally Set Assignment.-component 1</p>		<ul style="list-style-type: none"> <li>Complete all classwork tasks &amp; extend or finish these tasks outside of lessons.</li> <li>Complete all homework tasks to the best of your ability.</li> <li>Cover the full range of Assessment Objectives i.e. AO1 (Develop) AO2 (Refine) AO3 (Record) AO4 (Present).</li> <li>Attend the weekly Art Club each Wednesday after school.</li> <li>Ask questions to enable you to benefit from this one to one feedback</li> </ul>	<p>See the AQA Art web site.</p> <p><a href="http://www.artnet.com/">http://www.artnet.com/</a></p> <p><a href="https://www.studentartguide.com/">https://www.studentartguide.com/</a></p> <p><a href="http://www.designishistory.com/">http://www.designishistory.com/</a></p>	<p>Specification: <a href="http://filestore.aqa.org.uk/resources/art-and-design/specifications/AQA-ART-GCSE-SP-2016.PDF">http://filestore.aqa.org.uk/resources/art-and-design/specifications/AQA-ART-GCSE-SP-2016.PDF</a></p>



<p>Food Preparation and Nutrition</p> <p>WJEC (Eduqas)</p>	<p>Eduqas GCSE Food Preparation and Nutrition: Revision Guide by Jayne Hill Paperback £12.99</p> <p>Coursework- 50% Task 1 Investigation into functions and properties of food Task 2 Creating dishes to a brief set by the exam board</p> <p>Final written exam- 50%</p>	<p>Amazon <a href="https://www.amazon.co.uk/Eduqas-GCSE-Food-Preparation-Nutrition/dp/1908682876/ref=sr_1_3?ie=UTF8&amp;qid=1524139649&amp;sr=8-3&amp;keywords=food+preparation+and+nutrition+revision+guide">https://www.amazon.co.uk/Eduqas-GCSE-Food-Preparation-Nutrition/dp/1908682876/ref=sr_1_3?ie=UTF8&amp;qid=1524139649&amp;sr=8-3&amp;keywords=food+preparation+and+nutrition+revision+guide</a></p> <p>The school has the textbook available online, use the link and passwords below</p> <p><a href="http://www.illuminate.digital/eduqasfood">www.illuminate.digital/eduqasfood</a></p> <p>Student Username: SBIDD4</p> <p>Student Password: STUDENT4</p>	<ul style="list-style-type: none"> <li>• Use the information which will be put onto Google classroom weekly once the controlled assessment is completed.</li> <li>• Complete all homework tasks in detail especially the exam question papers</li> <li>• Complete both controlled assessments using the guide booklet (on google classroom) to gain as high a mark as possible.</li> <li>• Read a chapter of the online textbook at least every week, use the quizzes and exam questions to check knowledge <a href="http://www.illuminate.digital/eduqasfood/">http://www.illuminate.digital/eduqasfood/</a> passwords in classroom</li> </ul>	<p>Food a fact of life website is great for nutrition and food science <a href="http://www.foodafactoflife.org.uk/">http://www.foodafactoflife.org.uk/</a></p> <p>Nutrition.org is also very good <a href="https://www.nutrition.org.uk/">https://www.nutrition.org.uk/</a></p>	<p><a href="http://www.eduqas.co.uk/qualifications/food-preparation-and-nutrition/eduqas-gcse-food-preparation-nutrition-spec-from-2016.pdf?language_id=1&amp;dotcache=no&amp;dotcache=refresh">http://www.eduqas.co.uk/qualifications/food-preparation-and-nutrition/eduqas-gcse-food-preparation-nutrition-spec-from-2016.pdf?language_id=1&amp;dotcache=no&amp;dotcache=refresh</a></p>
<p>History</p> <p>Pearson (Edexcel)</p>	<p>Edexcel 9-1 History</p> <p>Paper 1: Migrants in Britain, c800-present and Notting Hill c1948-c1970, 30% (10% Section A: Historic Environment - Notting Hill, 20% Migrants in Britain, c800-present)</p> <p>Paper 2: Superpower Relations and the Cold War, 1941-91 and Early Elizabethan England 1558-88 40% (20% Superpower Relations and the Cold War, 1941-91; 20% Early Elizabethan England, 1558-88)</p> <p>Paper 3: The USA: 1954-1975, conflict at home and abroad 30%</p>	<p>Recommended revision guides are available for purchase from Reception or from Amazon - we suggest the Hodder ones.</p> <p><b>Early Elizabethan England, 1558-1580</b> Price: £4.99 ISBN: 978-1292169712 Amazon: <a href="#">Early Elizabethan England Revision Guide</a></p> <p><b>Superpower Relations and the Cold War, 1941-91</b> Price: £4.99 ISBN: 978-1292169750 Amazon: <a href="#">Superpower Relations and the Cold War, 1941-91 Revision Guide</a></p> <p><b>Migrants in Britain c800-present</b> The revision guide is not yet printed for this new unit.</p> <p><b>USA: Conflicts at Home and Abroad, 1954-1975</b> Price: £4.99 ISBN: 978-1292169767 Amazon: <a href="#">USA Revision Guide</a></p>	<p>Top Tips</p> <ul style="list-style-type: none"> <li>• Attend catch-up sessions, dates and times are on the revision calendar - this was posted on each Google Classroom</li> <li>• Use SRS like Anki or Quizlet to help with revision</li> <li>• Complete your Cornell Note summaries at the end of each lesson</li> <li>• Study in 20 minute chunks, alternating between the different exam units</li> <li>• Use the HA Student Zone to find podcasts and articles.</li> <li>• Use the Seneca and Khan Academy material you have been sent the links to</li> </ul>	<p>BBC Bitesize for Cold War (Paper 2) and Vietnam (Paper 3): <a href="https://www.bbc.co.uk/education/topics/zwbysq8">https://www.bbc.co.uk/education/topics/zwbysq8</a></p> <p>Elizabeth: <a href="https://www.bbc.co.uk/education/topics/z29rbk7">https://www.bbc.co.uk/education/topics/z29rbk7</a></p> <p>Generic history revision: <a href="http://spartacus-educational.com/">http://spartacus-educational.com/</a></p> <p><b>Historical Association Student Zone</b> has a lot of information, here is just a sample - Elizabeth revision podcast, Cold War revision sheet, medicine and USA sources.</p> <p>You will need to login using the information below: Username: 38473 Password: bidstudents18</p> <p><a href="https://www.history.org.uk/student/categories/14-16">https://www.history.org.uk/student/categories/14-16</a></p> <p><b>PiXL History App</b> If you have forgotten your login ask your teacher!</p>	<p><a href="https://qualifications.pearson.com/content/dam/pdf/GCSE/History/2016/specification-and-sample-assessments/9781446925867_GCSE2016_L12_History_Web.pdf">https://qualifications.pearson.com/content/dam/pdf/GCSE/History/2016/specification-and-sample-assessments/9781446925867_GCSE2016_L12_History_Web.pdf</a></p>

<p>Textiles</p> <p>AQA</p>	<p>AQA Art and design (textiles design)</p> <p>60% coursework -component 1 40% externally set task.-component 1</p>		<ul style="list-style-type: none"> <li>• Follow the project schedule given out by RM</li> <li>• Complete all classwork tasks &amp; extend or finish these tasks outside of lessons.</li> <li>• Complete all homework tasks to the best of your ability.</li> <li>• Attend the weekly Textiles Club each Wednesday after school.</li> <li>• Cover the full range of Assessment Objectives i.e. AO1 (Develop) AO2 (Refine) AO3 (Record) AO4 (Present).</li> </ul>	<p>Google classroom</p> <p><a href="http://www.artnet.com/">http://www.artnet.com/</a></p> <p><a href="https://www.studentartguide.com/">https://www.studentartguide.com/</a></p> <p><a href="https://www.textileartist.org/">https://www.textileartist.org/</a></p> <p><a href="https://www.bbc.co.uk/bitesize/subjects/z6hs34j">https://www.bbc.co.uk/bitesize/subjects/z6hs34j</a></p>	<p>Specification:</p> <p><a href="http://filestore.aqa.org.uk/resources/art-and-design/specifications/AQA-ART-GCSE-SP-2016.PDF">http://filestore.aqa.org.uk/resources/art-and-design/specifications/AQA-ART-GCSE-SP-2016.PDF</a></p>
<p>Digital Information Technology (DIT)</p> <p>Pearson (BTEC)</p>	<p>Component 1 Exploring User Interface Design Principles and Project Planning Coursework unit - 30%</p> <p>Component 2 Collecting, Presenting and Interpreting Data Coursework Unit - 30%</p> <p>Component 3 Effective Digital Working Practices Exam Unit 40%</p>	<ul style="list-style-type: none"> <li>• Revision guide for component 3 can be purchased from reception for £4.50 or from <a href="#">Amazon</a></li> <li>• None needed for Coursework units</li> </ul>	<ul style="list-style-type: none"> <li>• Use the revision guide to revise topics.</li> <li>• Complete workbooks given in class</li> <li>• Attend catch up and revision sessions run by the department</li> <li>• Make use of <a href="#">e-revision</a> - your login has been provided by your teacher</li> </ul>	<ul style="list-style-type: none"> <li>• <a href="https://www.senecalearning.com/">https://www.senecalearning.com/</a> - some of the topics overlap with computer science</li> <li>• <a href="https://www.knowitallninja.com/">https://www.knowitallninja.com/</a> (Paid for resource)</li> <li>• Make use of <a href="#">e-revision</a> - your login has been provided by your teacher</li> <li>• <a href="#">BTEC DIT youtube video links</a></li> </ul>	<p><a href="#">Current specification</a></p>